

# Paul and Silas

## Story Sequencing Activities

1	2	3

Name: \_\_\_\_\_ Date: \_\_\_\_\_

### Paul and Silas

Cut and paste the story of Paul and Silas in order


1	2	3
4	5	6

\*HEARTPRINTS FOR LITTLES




### Paul and Silas

Acts 16



Name: \_\_\_\_\_

\*HEARTPRINTS FOR LITTLES



# THANK YOU!



Thank you so much for purchasing Paul and Silas Story Sequencing Activities! This product is designed to get you and your child reading the Bible together and completing activities that will help your child remember the Bible stories for years to come. If you have any questions regarding this product, please do not hesitate to contact me.

Lyndsey S.  
heartprintsforlittles@gmail.com

## TERMS OF USE

©Heartprints for Littles



By purchasing this product, you are granted permission to print and use each activity for personal and classroom use only. Duplication for entire church or school purposes is strictly forbidden without permission from the author. This resource cannot be copied, shared, or used by another user without purchasing. All rights reserved.

# Paul and Silas in Prison

## Story Sequencing Activities

Leaving eternal heartprints on your children.



### What is Included in this Product?

**Paul and Silas Story Sequencing:** These hands-on, fun, and engaging story sequencing activities will help your child remember important Biblical truths from the Bible for years to come. Available in BW and color, children will have multiple opportunities to sequence the story of Paul and Silas in prison, from Acts 16.

### Activities Included:

**Mini-Book:** Simplify the Bible story with this 6-page booklet. All the story sequencing activities included in this product follow this little book. It is also recommended that you read the story with your child from your own personal Bible.

**Bible Story Cards and Story Mat:** Provided with and without text, cut out the story cards and sequence them on the provided story mat. A few other ideas for sequencing the cards: hide and seek the cards and place them on the story mat, hole punch the cards and link them together, place the cards in a sensory bin and pull the cards out in order, or simply have the child lay the cards out in order on the table or floor. The cards without text are perfect for retelling.

**Story Sequence Craft:** Follow the instructions provided on the craft. Children will have an opportunity to color, cut, tape or glue, and retell the Bible story with this hands-on craft.

**Cut and Paste Story Sequencing:** Perfect for a final assessment, children can cut and paste the Bible story in order.

# Paul and Silas

Acts 16



Name: \_\_\_\_\_

© HEARTPRINTS FOR LITTLES



**Suddenly there was a violent earthquake  
and everyone's chains came loose.**





**Paul and Silas were thrown into prison  
and their feet were chained.**


**1**

---



**The jailer was startled and afraid.**

**5**



**The jailer was commanded to guard them carefully.**

**2**

---



**Paul and Silas then told the jailer how to be saved.**

**6**



**Paul and Silas were praising God in prison.**


**3**

## **Paul and Silas**

### **Acts 16**


- 1. Paul and Silas were thrown into prison and their feet were chained.**
- 2. The jailer was commanded to guard them carefully.**
- 3. Paul and Silas were praising God in prison.**
- 4. Suddenly there was a violent earthquake and everyone's chains came loose.**
- 5. The jailer was startled and afraid.**
- 6. Paul and Silas then told the jailer how to be saved.**

# Paul and Silas Story Cards





# Paul and Silas Story Cards



The jailer was commanded to guard them carefully.



Paul and Silas were praising God in prison.



Paul and Silas were thrown into prison and their feet were chained.



The jailer was startled and afraid.



Paul and Silas then told the jailer how to be saved.



Suddenly there was a violent earthquake and their chains came loose.

# Paul and Silas

1

2


3



4

5

6

# Pāvils un Sīla cietumā







Name: \_\_\_\_\_

Date: \_\_\_\_\_

# Paul and Silas

Cut and paste the story of Paul and Silas in order.

1

2


3

4

5

6

© HEARTPRINTS FOR LITTLES



# Paul and Silas

Acts 16



Name: \_\_\_\_\_

© HEARTPRINTS FOR LITTLES



**Suddenly there was a violent earthquake  
and everyone's chains came loose.**



**Paul and Silas were thrown into prison  
and their feet were chained.**


**1**

---



**The jailer was startled and afraid.**


**5**



**The jailer was commanded to guard them carefully.**

**2**

---



**Paul and Silas then told the jailer how to be saved.**

**6**





**Paul and Silas were praising God in prison.**



**3**

## **Paul and Silas**


### **Acts 16**

- 1. Paul and Silas were thrown into prison and their feet were chained.**
- 2. The jailer was commanded to guard them carefully.**
- 3. Paul and Silas were praising God in prison.**
- 4. Suddenly there was a violent earthquake and everyone's chains came loose.**
- 5. The jailer was startled and afraid.**
- 6. Paul and Silas then told the jailer how to be saved.**

# Paul and Silas Story Cards




# Paul and Silas Story Cards



The jailer was commanded to guard them carefully.




Paul and Silas were praising God in prison.



Paul and Silas were thrown into prison and their feet were chained.



The jailer was startled and afraid.




Paul and Silas then told the jailer how to be saved.







Suddenly there was a violent earthquake and their chains came loose.

# Sequence Craft

Cut out the 2 banners. Tape or glue banners 1 and 2 together in sequencing order. Have an adult cut the 2 slits in the prison. Place the banner through the 2 slits and pull the banner to retell the story.







# Pāvils un Sīla

1

2



3

4

5

6

© HEARTPRINTS FOR LITTLES



With thanks, clip art and fonts for this resource are from the following:



**teamscope**  
LICENSED FONT

kimberly  
geswein  
fonts

